



BQ SOLAR
Better Quality • More Profits

GREEN ENERGY, LIGHTS UP LIFE



ONE STOP SOLAR POWER SYSTEM SOLUTION SUPPLIER

• SOLAR PANELS

• LITHIUM BATTERY

• SOLAR INVERTERS

2023 CATALOGUE



Established in 2017, BQ SOLAR has been a dedicated provider of solar panels, PV inverters and energy storage batteries. With all the mainstream certifications covered (e.g. CE, TUV, UL), you can rest assured of our professional manufacturing ability.

Committed to ‘glocalization’, BQ SOLAR has set up representatives in multiple countries (e.g. Spain, America and Thailand), to provide localized service support. Worldwide distributors help deliver our products to residential, commercial and industrial (C&I) end-users.

Our mission is to become a world-leading brand for solar energy, enabling our customers and the next generation to enjoy a clean and sustainable future. You have the power!



BEST QUALITY

High technology and constant innovation.



OEM/ODM

Design and customization department.



GLOBAL NETWORK

International service and warehouses.



DIRECT ATTENTION

24-hour sales and after-sales service.



CONTENT

BQ72-157P Poly-crystalline Solar Module 325~345W	04
BQ66-166M Mono-crystalline Solar Module 400~420W	06
BQ72-166BM Mono-crystalline Solar Module 440~460W	08
BQ72-182BM Mono-crystalline Solar Module 530~550W	10
BQ72-182M Mono-crystalline Solar Module 535~555W	12
BQ72-182HBM TOPCon N Type Solar Module 560~580W	14
BQ72-182HBM TOPCon N Type Solar Module 585~600W	16



325~345W
POWER RANGE

0~+5W
TOLERANCE

17.7%
MAXIMUM EFFICIENCY



Technology

Full cut cell technology can reduce the internal power loss and improve component overall power.



Adaptability

Best size and excellent performance for various application scenarios



Efficiency

High module conversion efficiency through superior manufacturing technology.



Performance

High performance under low light conditions (Cloudy days, mornings and evenings)



Quality

Manufactured according to International Quality, Health and Safety, Environmental Management Systems(ISO9001, ISO14001, ISO45001).

Comprehensive and first-rate certification system

- ISO 9001: 2015 Quality Management System
- ISO 14001: 2015 Environmental Management System
- OHSAS 18001: 2007 Occupational Health & Safety Managemnet System
- IEC 61215 / IEC 61730

Meeting the highest international standards Strict quality control

*Certification requirements vary in different markets, please consult with BQ sales team for appropriate certification



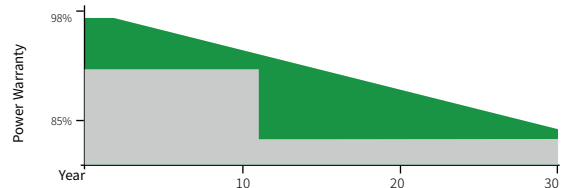
Linear Performance Warranty

12
years

Product warranty on materials and workmanship

30
years

Linear power output warranty



0.5% Annual Degradation over 30 years

Electrical Properties (STC)

Rated Power in Watts-Pmax(Wp)	325	330	335	340	345
Open Circuit Voltage-Voc(V)	45.80	46.00	46.20	46.40	46.60
Short Circuit Current-Isc(A)	9.08	9.15	9.23	9.30	9.38
Maximum Power Voltage-Vmp (V)	37.30	37.50	37.70	37.90	38.10
Maximum Power Current-Imp(A)	8.72	8.81	8.90	8.98	9.06
Module Efficiency (%)	16.90	17.10	17.30	17.50	17.70

*STC: Irradiance 1000 W/m², Cell Temperature 25°C, AM1.5 The data above is for reference only and the actual data is in accordance with the practical testing Power Measurement Tolerance ±3%

Electrical Properties (NOCT)

Maximum Power-Pmax (Wp)	247.1	251.3	256.3	261.3	266.4
Open Circuit Voltage-Voc (V)	44.87	45.11	45.35	45.59	45.83
Short Circuit Current-Isc (A)	7.05	7.13	7.22	7.31	7.39
Maximum Power Voltage-Vmp(V)	36.78	37.02	37.26	37.50	37.74
Maximum Power Current-Imp(A)	6.72	6.79	6.88	6.97	7.06

*NOCT: Irradiance 800 W/m², Ambient Temperature 20°C, Wind Speed 1 m/s

Mechanical Parameters

Solar Cells	Ploycrystalline 157*157mm, 5BB
Cell Configuration	72Cells
Module Dimensions	1956x992x35mm
Weight	23KG
Front Cover	3.2mm Tempered Glass
Frame Material	35 mm (inches) Anodized Aluminium Alloy
J-BOX	IP 67rated
Cable	4mm ² (IEC)/12AWG(UL), 1200mm or customized
Connectors	MC4 or MC4 Comparable

Temperature Coefficient

Nominal Operating Cell Temperature (NOCT)	45°C ± 2°C
Temperature Coefficient of Voc	-0.32%/°C
Temperature Coefficient of Isc	0.05%/°C
Temperature Coefficient of Pmax	-0.39%/°C

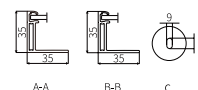
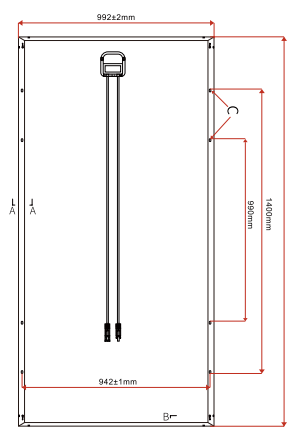
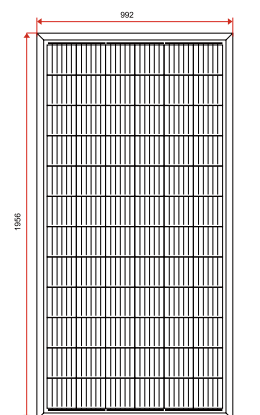
Operating Properties

Operational Temperature	-40°C~+85°C
Maximum System Voltage	1500V DC (IEC)
Max Series Fuse Rating	15A

Packaging Configuration

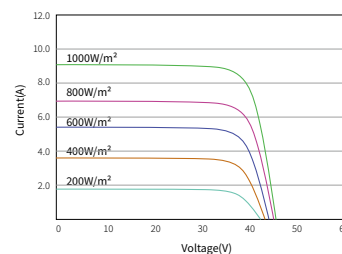
Packing Type	40HQ
Piece/Pallet	816pcs
Pallet/Container	31pcs/pallet,6pcs/carton
Piece/Container	24pallets +12cartons

Engineering Drawing(unit:mm)

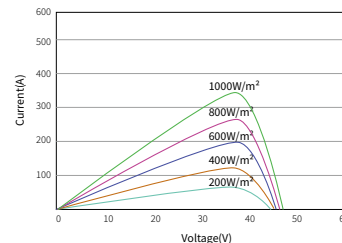


Characteristic Curves

I-V Characteristics At Different Irradiations



P-V Characteristics At Different Irradiations






400~420W
POWER RANGE

0~+5W
TOLERANCE

20.8%
MAXIMUM EFFICIENCY



Technology

Half cut cell technology can reduce the internal power loss and improve component overall power.



Adaptability

Best size and excellent performance for various application scenarios



Efficiency

High module conversion efficiency through superior manufacturing technology.



Performance

High performance under low light conditions (Cloudy days, mornings and evenings)



Quality

Manufactured according to International Quality, Health and Safety, Environmental Management Systems(ISO9001, ISO14001, ISO45001).

Comprehensive and first-rate certification system

- ISO 9001: 2015 Quality Management System
- ISO 14001: 2015 Environmental Management System
- OHSAS 18001: 2007 Occupational Health & Safety Managemnet System
- IEC 61215 / IEC 61730

Meeting the highest international standards Strict quality control

*Certification requirements vary in different markets, please consult with BQ sales team for appropriate certification



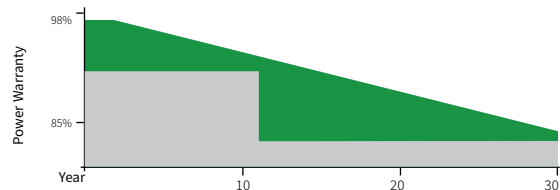
Linear Performance Warranty

12
years

Product warranty on materials and workmanship

30
years

Linear power output warranty



0.5% Annual Degradation over 30 years

Electrical Properties (STC)

Rated Power in Watts-Pmax(Wp)	400	405	410	415	420
Open Circuit Voltage-Voc(V)	44.8	45.0	45.2	45.4	45.6
Short Circuit Current-Isc(A)	11.45	11.52	11.59	11.66	11.73
Maximum Power Voltage-Vmp (V)	37.60	37.80	38.00	38.20	38.40
Maximum Power Current-Imp(A)	10.64	10.72	10.79	10.87	10.94
Module Efficiency (%)	20.00	20.20	20.40	20.60	20.80

*STC: Irradiance 1000 W/m², Cell Temperature 25°C, AM1.5 The data above is for reference only and the actual data is in accordance with the practical testing Power Measurement Tolerance ±3%

Electrical Properties (NOCT)

Maximum Power-Pmax (Wp)	300.7	304.3	308	311.9	315.5
Open Circuit Voltage-Voc (V)	42.14	42.32	42.50	42.69	42.88
Short Circuit Current-Isc (A)	9.28	9.33	9.38	9.44	9.52
Maximum Power Voltage-Vmp(V)	35.01	35.19	35.37	35.56	35.74
Maximum Power Current-Imp(A)	8.59	8.65	8.71	8.77	8.83

*NOCT: Irradiance 800 W/m², Ambient Temperature 20°C, Wind Speed 1 m/s

Mechanical Parameters

Solar Cells	Half-Cell Mono 166x83mm, 9BB
Cell Configuration	132 Cells (6*22)
Module Dimensions	1950x1048x35mm
Weight	22kg
Front Cover	3.2mm Tempered Glass
Frame Material	35 mm (inches) Anodized Aluminium Alloy
J-BOX	IP 68 rated
Cable	4mm ² (IEC)/12AWG(UL), 300mm or customized
Connectors	MC4 EVO2/TS4*

Temperature Coefficient

Nominal Operating Cell Temperature (NOCT)	43°C ± 2°C
Temperature Coefficient of Voc	-0.34%/°C
Temperature Coefficient of Isc	0.04%/°C
Temperature Coefficient of Pmax	-0.25%/°C

Operating Properties

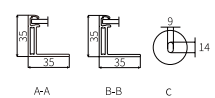
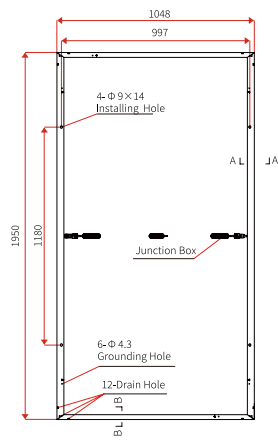
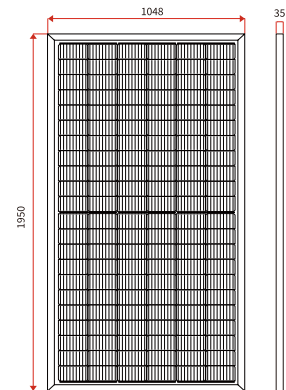
Operational Temperature	-40°C~+85°C
Maximum System Voltage	1500V DC (IEC)
Max Series Fuse Rating	20A

Packaging Configuration

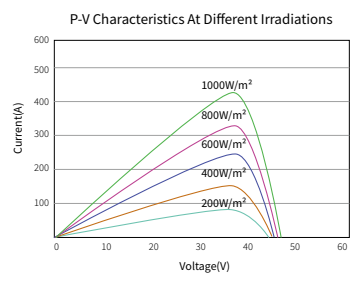
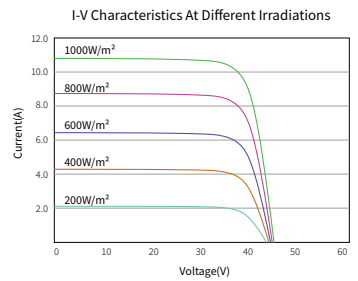
Packing Type	40HQ
Piece/Pallet	804pcs
Pallet/Container	31pcs/pallet, 5pcs/carton
Piece/Container	24pallets+12cartons

* Copyright@202307 Specifications are subject to change without further notification

Engineering Drawing(unit:mm)



Characteristic Curves






440~460W
POWER RANGE

0~+5W
TOLERANCE

21.1%
MAXIMUM EFFICIENCY



Technology

Half cut cell technology can reduce the internal power loss and improve component overall power.



Adaptability

Best size and excellent performance for various application scenarios



Efficiency

High module conversion efficiency through superior manufacturing technology.



Performance

High performance under low light conditions (Cloudy days, mornings and evenings)



Quality

Manufactured according to International Quality, Health and Safety, Environmental Management Systems(ISO9001, ISO14001, ISO45001).

Comprehensive and first-rate certification system

- ISO 9001: 2015 Quality Management System
- ISO 14001: 2015 Environmental Management System
- OHSAS 18001: 2007 Occupational Health & Safety Managemnet System
- IEC 61215 / IEC 61730

Meeting the highest international standards Strict quality control

*Certification requirements vary in different markets, please consult with BQ sales team for appropriate certification



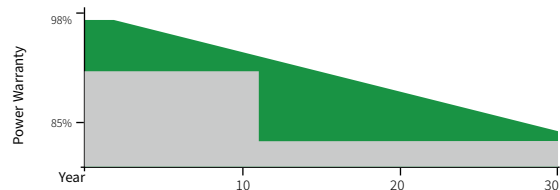
Linear Performance Warranty

12
years

Product warranty on materials and workmanship

30
years

Linear power output warranty



0.5% Annual Degradation over 30 years

Electrical Properties (STC)

Rated Power in Watts-Pmax(Wp)	440	445	450	455	460
Open Circuit Voltage-Voc(V)	50.00	50.20	50.40	50.60	50.80
Short Circuit Current-Isc(A)	11.23	11.30	11.37	11.44	11.51
Maximum Power Voltage-Vmp (V)	41.60	41.80	42.00	42.20	42.40
Maximum Power Current-Imp(A)	10.58	10.65	10.72	10.79	10.86
Module Efficiency (%)	20.30	20.50	20.70	20.90	21.10

*STC: Irradiance 1000 W/m², Cell Temperature 25°C, AM1.5 The data above is for reference only and the actual data is in accordance with the practical testing Power Measurement Tolerance ±3%

Electrical Properties (NOCT)

Maximum Power-Pmax (Wp)	332.6	336.9	340.6	344.7	349.2
Open Circuit Voltage-Voc (V)	46.90	47.00	47.20	47.40	47.60
Short Circuit Current-Isc (A)	10.58	10.64	10.66	10.79	10.86
Maximum Power Voltage-Vmp(V)	38.50	38.60	38.80	39.00	39.20
Maximum Power Current-Imp(A)	8.64	8.73	8.78	8.84	8.91

*NOCT: Irradiance 800 W/m², Ambient Temperature 20°C, Wind Speed 1 m/s

Mechanical Parameters

Solar Cells	Half-Cell Mono 166x83mm, 9BB
Cell Configuration	144 Cells (6*24)
Module Dimensions	2094x1038x35mm
Weight	26.3kg
Front Cover	2.0mm Tempered Glass
Frame Material	35 mm (inches) Anodized Aluminium Alloy
J-BOX	IP67 or IP68, 3Diodes
Cable	4mm ² (IEC)/12AWG(UL), 300mm or customized
Connectors	MC4 EVO2/TS4*

Temperature Coefficient

Nominal Operating Cell Temperature (NOCT)	45°C ± 2°C
Temperature Coefficient of Voc	-0.32%/°C
Temperature Coefficient of Isc	0.05%/°C
Temperature Coefficient of Pmax	-0.39%/°C

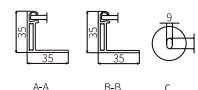
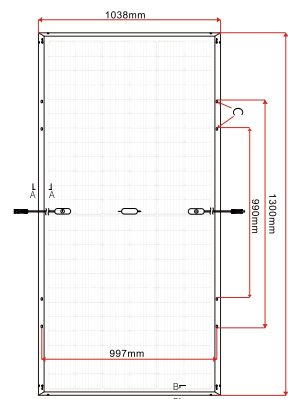
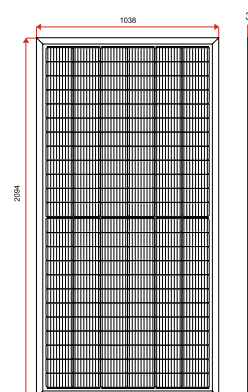
Operating Properties

Operational Temperature	-40°C~+85°C
Maximum System Voltage	1500V DC (IEC)
Max Series Fuse Rating	20A

Packaging Configuration

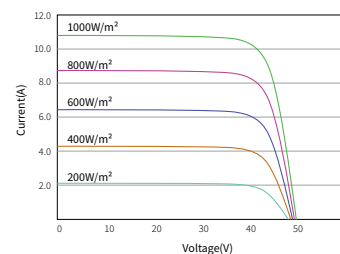
Packing Type	40HQ
Piece/Pallet	737pcs
Pallet/Container	31pcs/pallet, 5pcs/carton
Piece/Container	22pallets+11cartons

Engineering Drawing(unit:mm)

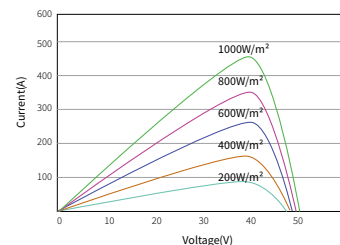


Characteristic Curves

I-V Characteristics At Different Irradiations



P-V Characteristics At Different Irradiations





530~550W


POWER RANGE

0~+5W

TOLERANCE

21.3%

MAXIMUM EFFICIENCY



Technology

Half cut cell technology can reduce the internal power loss and improve component overall power.



Adaptability

Best size and excellent performance for various application scenarios



Efficiency

High module conversion efficiency through superior manufacturing technology.



Performance

High performance under low light conditions (Cloudy days, mornings and evenings)



Quality

Manufactured according to International Quality, Health and Safety, Environmental Management Systems(ISO9001, ISO14001, ISO45001).

Comprehensive and first-rate certification system

- ISO 9001: 2015 Quality Management System
- ISO 14001: 2015 Environmental Management System
- OHSAS 18001: 2007 Occupational Health & Safety Management System
- IEC 61215 / IEC 61730

Meeting the highest international standards Strict quality control

*Certification requirements vary in different markets, please consult with BQ sales team for appropriate certification



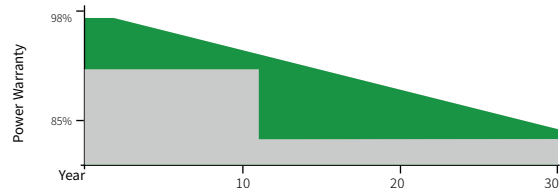
Linear Performance Warranty

12 years

Product warranty on materials and workmanship

30 years

Linear power output warranty



0.5% Annual Degradation over 30 years

Electrical Properties (STC)

Rated Power in Watts-Pmax(Wp)	530	535	540	545	550
Open Circuit Voltage-Voc(V)	48.77	49.02	49.24	49.17	49.70
Short Circuit Current-Isc(A)	13.93	13.99	14.06	14.12	14.09
Maximum Power Voltage-Vmp (V)	40.99	41.19	41.38	41.58	41.78
Maximum Power Current-Imp(A)	12.93	12.99	13.05	13.11	13.17
Module Efficiency (%)	20.50	20.70	20.90	21.10	21.30

*STC: Irradiance 1000 W/m², Cell Temperature 25°C, AM1.5 The data above is for reference only and the actual data is in accordance with the practical testing Power Measurement Tolerance ±3%

Electrical Properties (NOCT)

Maximum Power-Pmax (Wp)	396.2	399.9	403.6	407.4	410.1
Open Circuit Voltage-Voc (V)	46.26	46.40	46.54	46.68	46.82
Short Circuit Current-Isc (A)	11.07	11.12	11.17	11.23	11.29
Maximum Power Voltage-Vmp(V)	38.58	38.72	38.86	39.00	39.14
Maximum Power Current-Imp(A)	10.27	10.33	10.39	10.45	10.51

*NOCT: Irradiance 800 W/m², Ambient Temperature 20°C, Wind Speed 1 m/s

Mechanical Parameters

Solar Cells	Mono-crystalline 182*91mm , 10BB
Cell Configuration	144Cells (6x24)
Module Dimensions	2279x1134x35mm
Weight	32.5KG
Front Cover	2.0mm Tempered Glass
Frame Material	35 mm (inches) Anodized Aluminium Alloy
J-BOX	IP 68 rated
Cable	4mm ² (IEC)/12AWG(UL), 300mm or customized
Connectors	MC4 or MC4 Comparable

Temperature Coefficient

Nominal Operating Cell Temperature (NOCT)	45°C ± 2°C
Temperature Coefficient of Voc	-0.32%/°C
Temperature Coefficient of Isc	0.05%/°C
Temperature Coefficient of Pmax	-0.39%/°C

Operating Properties

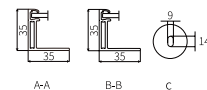
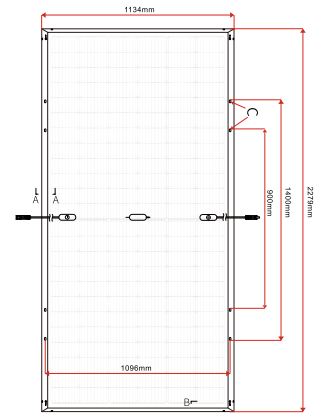
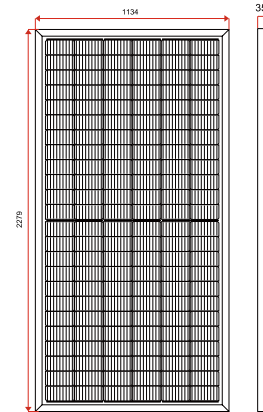
Operational Temperature	-40°C~+85°C
Maximum System Voltage	1500V DC (IEC)
Max Series Fuse Rating	25A

Packaging Configuration

Packing Type	40HQ
Piece/Pallet	620pcs
Pallet/Container	31pcs/pallet
Piece/Container	20pallets

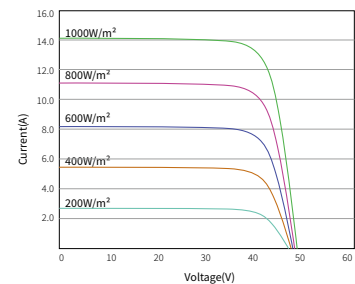
* Copyright@202307 Specifications are subject to change without further notification

Engineering Drawing(unit:mm)

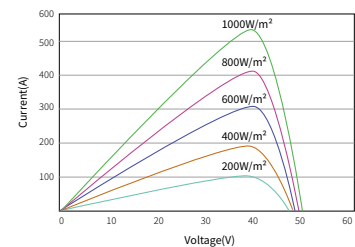


Characteristic Curves

I-V Characteristics At Different Irradiations



P-V Characteristics At Different Irradiations






535~555W
POWER RANGE

0~+5W
TOLERANCE

21.5%
MAXIMUM EFFICIENCY



Technology

Half cut cell technology can reduce the internal power loss and improve component overall power.



Adaptability

Best size and excellent performance for various application scenarios



Efficiency

High module conversion efficiency through superior manufacturing technology.



Performance

High performance under low light conditions (Cloudy days, mornings and evenings)



Quality

Manufactured according to International Quality, Health and Safety, Environmental Management Systems(ISO9001, ISO14001, ISO45001).

Comprehensive and first-rate certification system

- ISO 9001: 2015 Quality Management System
- ISO 14001: 2015 Environmental Management System
- OHSAS 18001: 2007 Occupational Health & Safety Managemnet System
- IEC 61215 / IEC 61730

Meeting the highest international standards Strict quality control

*Certification requirements vary in different markets, please consult with BQ sales team for appropriate certification



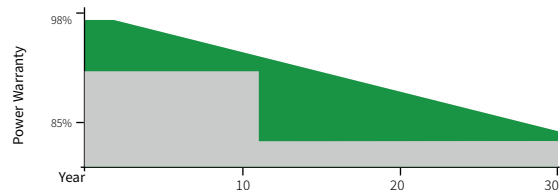
Linear Performance Warranty

12
years

Product warranty on materials and workmanship

30
years

Linear power output warranty



0.5% Annual Degradation over 30 years

Electrical Properties (STC)

Rated Power in Watts-Pmax(Wp)	535	540	545	550	555
Open Circuit Voltage-Voc(V)	49.29	49.49	49.69	49.89	50.09
Short Circuit Current-Isc(A)	13.78	13.85	13.92	14.11	14.18
Maximum Power Voltage-Vmp (V)	40.88	41.08	41.28	41.48	41.68
Maximum Power Current-Imp(A)	13.09	13.15	13.21	13.26	13.33
Module Efficiency (%)	20.70	20.90	21.10	21.30	21.50

*STC: Irradiance 1000 W/m², Cell Temperature 25°C, AM1.5 The data above is for reference only and the actual data is in accordance with the practical testing Power Measurement Tolerance ±3%

Electrical Properties (NOCT)

Maximum Power-Pmax (Wp)	405.3	409.2	413.1	417.2	420.7
Open Circuit Voltage-Voc (V)	46.95	47.10	47.24	47.39	47.53
Short Circuit Current-Isc (A)	11.15	11.21	11.26	11.32	11.37
Maximum Power Voltage-Vmp(V)	39.20	39.35	39.50	39.66	39.81
Maximum Power Current-Imp(A)	10.34	10.40	10.46	10.52	10.57

*NOCT: Irradiance 800 W/m², Ambient Temperature 20°C, Wind Speed 1 m/s

Mechanical Parameters

Solar Cells	Mono-crystalline 182*91mm , 10BB
Cell Configuration	144Cells (6x24)
Module Dimensions	2279x1134x35mm
Weight	28.5KG
Front Cover	3.2mm Tempered Glass
Frame Material	35 mm (inches) Anodized Aluminium Alloy
J-BOX	IP 68 rated
Cable	4mm ² (IEC)/12AWG(UL), 300mm or customized
Connectors	MC4 or MC4 Comparable

Temperature Coefficient

Nominal Operating Cell Temperature (NOCT)	45°C ± 2°C
Temperature Coefficient of Voc	-0.32%/°C
Temperature Coefficient of Isc	0.05%/°C
Temperature Coefficient of Pmax	-0.39%/°C

Operating Properties

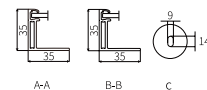
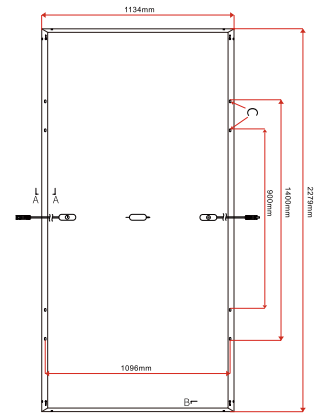
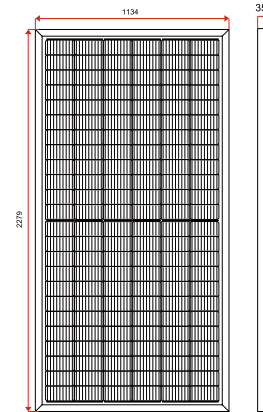
Operational Temperature	-40°C~+85°C
Maximum System Voltage	1500V DC (IEC)
Max Series Fuse Rating	25A

Packaging Configuration

Packing Type	40HQ
Piece/Pallet	620pcs
Pallet/Container	31pcs/pallet
Piece/Container	20pallets

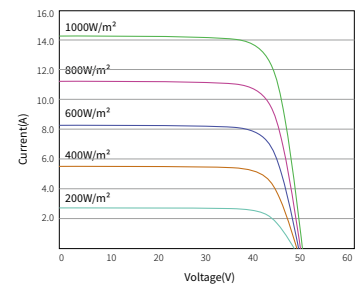
* Copyright@202307 Specifications are subject to change without further notification

Engineering Drawing(unit:mm)

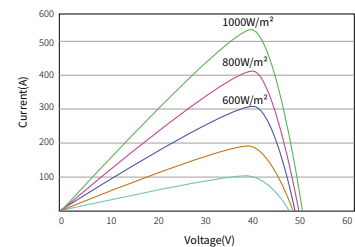


Characteristic Curves

I-V Characteristics At Different Irradiations



P-V Characteristics At Different Irradiations





560~580W


POWER RANGE

0~+5W

TOLERANCE

22.5%

MAXIMUM EFFICIENCY



Technology

Half cut cell technology can reduce the internal power loss and improve component overall power.



Adaptability

Best size and excellent performance for various application scenarios



Efficiency

High module conversion efficiency through superior manufacturing technology.



Performance

High performance under low light conditions (Cloudy days, mornings and evenings)



Quality

Manufactured according to International Quality, Health and Safety, Environmental Management Systems(ISO9001, ISO14001, ISO45001).

Comprehensive and first-rate certification system

- ISO 9001: 2015 Quality Management System
- ISO 14001: 2015 Environmental Management System
- OHSAS 18001: 2007 Occupational Health & Safety Managemnet System
- IEC 61215 / IEC 61730

Meeting the highest international standards Strict quality control

*Certification requirements vary in different markets, please consult with BQ sales team for appropriate certification



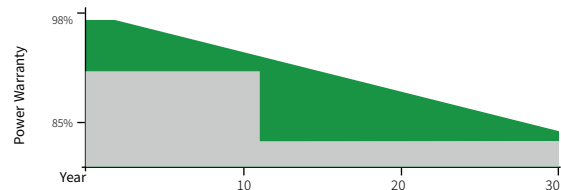
Linear Performance Warranty

12
years

Product warranty on materials and workmanship

30
years

Linear power output warranty



0.5% Annual Degradation over 30 years

Electrical Properties (STC)

Rated Power in Watts-Pmax(Wp)	560	565	570	575	580
Open Circuit Voltage-Voc(V)	51.61	51.76	51.91	52.06	52.21
Short Circuit Current-Isc(A)	13.94	14.01	14.07	14.14	14.20
Maximum Power Voltage-Vmp (V)	43.46	43.61	43.76	43.91	44.06
Maximum Power Current-Imp(A)	12.89	12.96	13.03	13.10	13.17
Module Efficiency (%)	21.70	21.90	22.10	22.30	22.50

*STC: Irradiance 1000 W/m², Cell Temperature 25°C, AM1.5 The data above is for reference only and the actual data is in accordance with the practical testing Power Measurement Tolerance ±3%

Electrical Properties (NOCT)

Maximum Power-Pmax (Wp)	418	422	426	430	433
Open Circuit Voltage-Voc (V)	48.46	48.60	48.76	48.88	49.02
Short Circuit Current-Isc (A)	11.26	11.31	11.36	11.42	11.47
Maximum Power Voltage-Vmp(V)	39.66	39.79	39.93	40.07	40.20
Maximum Power Current-Imp(A)	10.55	10.61	10.67	10.72	10.78

*NOCT: Irradiance 800 W/m², Ambient Temperature 20°C, Wind Speed 1 m/s

Mechanical Parameters

Solar Cells	TOPCon N Type 182*91mm , 16BB
Cell Configuration	144Cells (6x24)
Module Dimensions	2279x1134x30mm
Weight	32.5KG
Front Cover	2.0mm Tempered Glass
Frame Material	35 mm (inches) Anodized Aluminium Alloy
J-BOX	IP 68 rated
Cable	4mm ² (IEC)/12AWG(UL), 300mm or customized
Connectors	MC4 or MC4 Comparable

Temperature Coefficient

Nominal Operating Cell Temperature (NOCT)	45°C ± 2°C
Temperature Coefficient of Voc	-0.32%/°C
Temperature Coefficient of Isc	0.05%/°C
Temperature Coefficient of Pmax	-0.39%/°C

Operating Properties

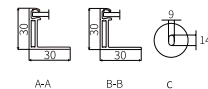
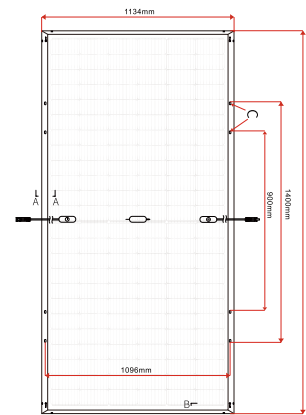
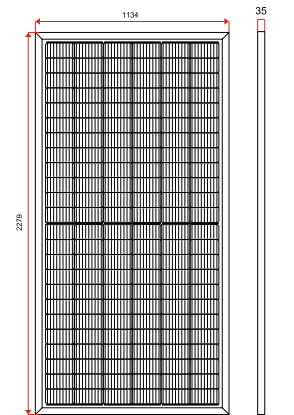
Operational Temperature	-40°C~+85°C
Maximum System Voltage	1500V DC (IEC)
Max Series Fuse Rating	25A

Packaging Configuration

Packing Type	40HQ
Piece/Pallet	720pcs
Pallet/Container	36pcs/pallet
Piece/Container	20pallets

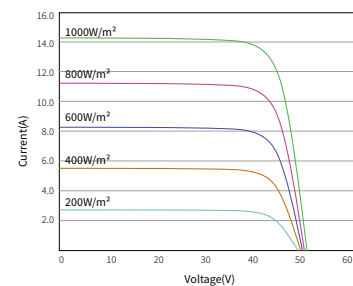
* Copyright@202307 Specifications are subject to change without further notification

Engineering Drawing(unit:mm)

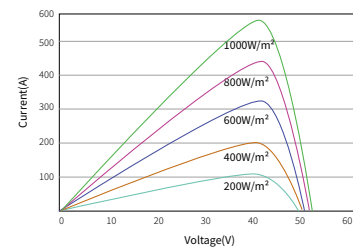


Characteristic Curves

I-V Characteristics At Different Irradiations



P-V Characteristics At Different Irradiations






585~600W
POWER RANGE

0~+5W
TOLERANCE

23.2%
MAXIMUM EFFICIENCY



Technology

Half cut cell technology can reduce the internal power loss and improve component overall power.



Adaptability

Best size and excellent performance for various application scenarios



Efficiency

High module conversion efficiency through superior manufacturing technology.



Performance

High performance under low light conditions (Cloudy days, mornings and evenings)



Quality

Manufactured according to International Quality, Health and Safety, Environmental Management Systems(ISO9001, ISO14001, ISO45001).

Comprehensive and first-rate certification system

- ISO 9001: 2015 Quality Management System
- ISO 14001: 2015 Environmental Management System
- OHSAS 18001: 2007 Occupational Health & Safety Managemnet System
- IEC 61215 / IEC 61730

Meeting the highest international standards Strict quality control

*Certification requirements vary in different markets, please consult with BQ sales team for appropriate certification



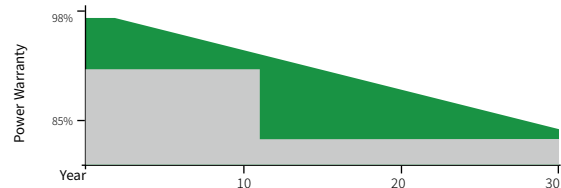
Linear Performance Warranty

12
years

Product warranty on materials and workmanship

30
years

Linear power output warranty



0.5% Annual Degradation over 30 years

Electrical Properties (STC)

Rated Power in Watts-Pmax(Wp)	585	590	595	600
Open Circuit Voltage-Voc(V)	52.36	52.51	52.66	52.81
Short Circuit Current-Isc(A)	14.27	14.33	14.40	14.46
Maximum Power Voltage-Vmp (V)	44.21	44.36	44.51	44.66
Maximum Power Current-Imp(A)	13.24	13.31	13.37	13.44
Module Efficiency (%)	22.60	22.80	23.00	23.20

*STC: Irradiance 1000 W/m², Cell Temperature 25°C, AM1.5 The data above is for reference only and the actual data is in accordance with the practical testing Power Measurement Tolerance ±3%

Electrical Properties (NOCT)

Maximum Power-Pmax (Wp)	437	441	445	448
Open Circuit Voltage-Voc (V)	49.16	49.30	49.44	49.58
Short Circuit Current-Isc (A)	11.52	11.57	11.63	11.68
Maximum Power Voltage-Vmp(V)	40.34	40.48	40.62	40.75
Maximum Power Current-Imp(A)	10.84	10.90	10.97	11.00

*NOCT: Irradiance 800 W/m², Ambient Temperature 20°C, Wind Speed 1 m/s

Mechanical Parameters

Solar Cells	TOPCon N Type 182*91mm , 16BB
Cell Configuration	144Cells (6x24)
Module Dimensions	2279x1134x30mm
Weight	32.5KG
Front Cover	2.0mm Tempered Glass
Frame Material	35 mm (inches) Anodized Aluminium Alloy
J-BOX	IP 68 rated
Cable	4mm ² (IEC)/12AWG(UL), 300mm or customized
Connectors	MC4 or MC4 Comparable

Temperature Coefficient

Nominal Operating Cell Temperature (NOCT)	45°C ± 2°C
Temperature Coefficient of Voc	-0.32%/°C
Temperature Coefficient of Isc	0.05%/°C
Temperature Coefficient of Pmax	-0.39%/°C

Operating Properties

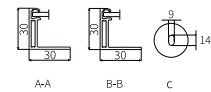
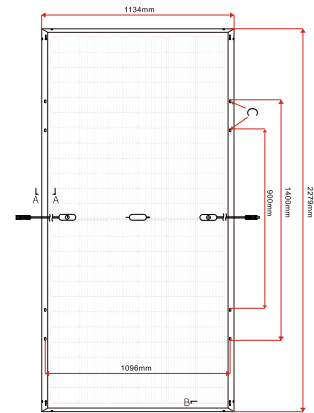
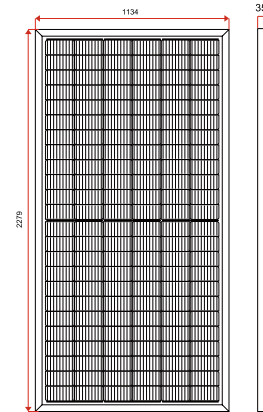
Operational Temperature	-40°C~+85°C
Maximum System Voltage	1500V DC (IEC)
Max Series Fuse Rating	25A

Packaging Configuration

Packing Type	40HQ
Piece/Pallet	720pcs
Pallet/Container	36pcs/pallet
Piece/Container	20pallets

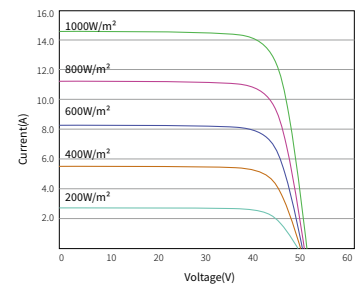
* Copyright@202307 Specifications are subject to change without further notification

Engineering Drawing(unit:mm)

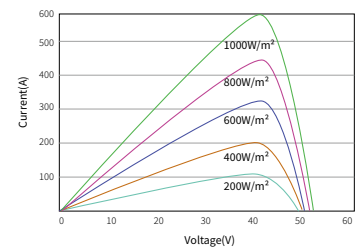


Characteristic Curves

I-V Characteristics At Different Irradiations



P-V Characteristics At Different Irradiations





BQ SOLAR

Better Quality • More Profits

+86(0)512 65100899

info@bqsolartech.com

www.bqsolartech.com

No 8 Dongfu Rd, LoufengTown, Suzhou City JiangSu P.R. China

